











|  |  |  |  |  |
|--|--|--|--|--|
| <p>Down in the deep</p> <p>Class – 2HT</p> <p>Autumn Term</p>  |  |  | <p>Housekeeping</p> <p>PE Days – Monday and Thursday</p> <p>Library Day – Tuesday</p> <p>Spelling Test Day – Friday</p>  | <p>Lammack Values</p> <p>Love, Determination,</p> <p>Honesty, Respect, Teamwork and Friendship.</p>  |
| English  |  |  | Mathematics  |  |
| <p>Writing</p> <p>This term we will be focusing on developing our oracy skills to help us with our writing. It is very important that a sentence is rehearsed and practised out aloud before it is written down. When we come to writing our sentences, we will be focusing on using capital letters and full stops correctly. The children will be expected to use finger spaces between each word and we will focus on trying to keep those finger spaces of a consistent size. The children will have lots of opportunities within lessons and during continuous provision, to develop their pen control and fine motor skills.</p> | <p>Reading</p> <p>Each week the children get to read in a variety of different ways. Each child is heard read on a one to one basis as well as through guided reading groups and whole class reading opportunities. Within these sessions we will focus on using our learnt phonetic knowledge to help read unfamiliar words, sounding and blending them. We will be discussing and understanding the vocabulary and language used within a text. It is vital that you listen to your child read at home daily and ask different questions about what they have read. Please sign their reading diary so we know they have read. Thank you for your continued support with this.</p> | <p>Phonics / Spelling</p> <p>Phonics</p> <p>The children will continue to practise their phonics daily. These sessions involve recapping previous sounds, learning new sounds and applying them to their writing. Every day the children will learn a new sound so it is very important that your child attends school every day.</p> <p>Spelling</p> <p>Each week our spellings link to the specific sounds we have learnt within that week. Each Friday, the children will be tested on the words they have learnt throughout their phonics lessons in order to embed them. It is important that the children learn these spellings at home as they can then apply these spelling rules to their writing. If you notice words that the children are regularly misspelling, please do correct them.</p> | <p>Reasoning</p> <p>In maths this term we will be focusing on number and place value. It is important for your child to understand numbers and their value e.g. how many tens and ones a number has and where it belongs on a number line. We will be looking at counting in steps of 1, 2, 5 and 10 both forwards and backwards and recognising the counting patterns. It is important that your child can count forwards and backwards accurately as this helps with addition and subtraction.</p> <p>Once there is a clear understanding of the value of a number, the children should be able to order a set of random numbers, explaining how they know which are of more value. Again, oracy and being able to explain an answer using the correct mathematical vocabulary is of high importance and we will practise these skills daily.</p> <p>We will learn new calculation strategies for different operations and how these can be applied to problem solving. Within lessons we always apply our learning to every day problems and show the children how maths is used in the every day world e.g. in a supermarket or counting numbers for a birthday party.</p> | <p>Arithmetic</p> <p>Every day we will work on our arithmetic skills in class. We will focus on our number bonds to 10 and 20 and look at different ways these can be put into number sentences. We will be focusing on missing number sentences e.g. <math>12 + \underline{\quad} = 20</math> or <math>20 - \underline{\quad} = 18</math> so this may be something that your child could practise at home.</p> <p>We will work on the quick recalling of these number bonds as well as our halves, doubles and times tables. Times Table Rock Stars is a great and fun way of learning and embedding those time table facts.</p> <p>Shape, space and measure</p> <p>This term we will be learning about 2D and 3D shapes and using shape vocabulary to describe and compare their properties. We will begin to look at different ways we can measure length mass and weight, comparing and describing. The children will measure, record and order using different standard units of measure. Showing children different units of measure in the real world would really benefit them e.g. weighing ingredients whilst cooking or measuring items around the house using a ruler or tape measure.</p> |

|  |  |   |   |
|--|--|---|---|
| <b>Handwriting</b><br>Letter formation is very important. Children should form their letters neatly and of the correct size. Capital letters should be taller than lower case letters and finger spaces should also be of a consistent size within a piece of writing. | <b>English presentation guidelines:</b><br>English should be completed in pen.<br>The long date should be written at the top of each piece of work.<br>Capital letters should be tall. | <b>Mathematical Vocabulary</b><br>count, digits, number, place value, forwards, backwards, tens, ones, hundred square, number line, value, add, subtract, multiply, times, number bond, double, half, shape, measure. | <b>Maths presentation guidelines:</b><br>The short date should be written at the beginning of work.<br>All maths should be completed in pencil.<br>1 digit should be written in each square.<br>We should try hard to form our numbers the correct way. |
|--|--|---|---|

| Topic   |   |  |   |   |   |
|---|---|--|---|---|---|
| <b>Design and Technology</b><br><br>Can you find out what the following words mean?<br><br>axle<br>chassis<br>wheels | In our DT lessons we will be learning all about wheels and axles. We will look at different vehicles and their purpose. The children will experiment with a range of materials and techniques to combine wheels, axles and chassis. We will be learning about the importance of designing and the various materials that will be needed for our finished product. | <b>Art</b><br><br><b>Vocabulary</b><br>sculpture, texture, shade, tone, media, tangram, 3D, mannequins, pulling, pinching, squeezing, tools, smooth, | In our Art lessons we will be learning about sculptures. The children will use clay to make a human sculpture. The children will focus their learning around the sculptor Antony Gormley and use some of his sculpting techniques to learn how to join clay together. They will learn how to sketch different parts of the body and then how to recreate them in 3D form. | <b>Music</b><br><br><b>Vocabulary</b><br><br>Pulse<br>Pitch<br>Glockenspiel notes<br>echo and respond<br><br>Develop their language of the structure of songs- introduction, verse, chorus, instrumental | In our music lessons we will be learning to appraise different songs and pieces of music. The children will give their opinions on the songs giving reasons. They will also be taught to recognise the different instruments that are being used. Over the term the children will learn to sing Hands, Feet and Heart as well as Ho, Ho, Ho where they will be rapping as well as singing. Throughout the term the children will develop their ability to recognise notes and play a glockenspiel. Their challenge is to play in unison and keep the pulse. |
| <b>Computing</b><br>   | In computing we will first be focussing on how to keep ourselves safe when using any form of technology. We will learn about keeping personal information safe and how to stay safe on the  | <b>HRE</b><br>   | Within our HRE lessons this term we will be learning about how to keep safe in the world and environment we live in. This will include learning about safety in the house e.g. items we should not touch or go near. It will  | <b>PE</b><br>Movement and teamwork will be our focus for this term in PE. The children will learn different ways to travel e.g. fast, slow, high or low to the ground. We will travel across benches and a variety  | <b>Whole School charity</b><br>Our whole school charity for the Autumn term this year will be NSPCC which focusses on keeping children safe. We will be taking part in a whole school event to  |

|   |  |   |  |   |  |
|---|--|---|--|---|--|
| type, keyboard, log on, personal information, password, safety, internet, mouse, save, retrieve, document, programme. | internet. The children will learn how to log on to the laptops efficiently, and how to type onto a document, save it and then retrieve it at a later date. | safe, health, wellbeing, medicines, household products, safety, risk, road, water, rail, fire, online, rules, asking for help, privacy, respecting privacy, secrets, surprises, safety, physical contact, acceptable, unacceptable. | also include water, fire and road safety. The children will learn about how to keep their bodies safe and discuss what is meant by privacy. We will learn about all body parts including specific names for our private parts including the correct terminology for male and female genitalia. This is to ensure the children have the correct vocabulary to explain any concerns. We will also talk about secrets and when it is okay to keep them. | of P.E equipment in different ways. We will continue to develop our running, throwing, catching and jumping skills in a variety of team games. The children will learn how to work collaboratively showing trust and respect. | raise money for this fantastic cause.<br> |
|---|--|---|--|---|--|

|  |  |  |   |   |   |   |
|--|--|--|---|---|---|---|
| <div>Science</div>      | Key question: What is the difference between a habitat and a micro habitat?  |  |   |   |   | Vocabulary  |
|  | Which animals would you find in a micro habitat?   | What is a minibeast?   | How many habitats can you name?   | How are polar bears suited to their habitat?                |   | animals<br>habitats<br>living<br>never alive<br>differences<br>minibeast  |
|  | In science we will leaning about different animals and the habitat that they live in. We will identify different features of a habitat and how the different animals are suited to live there. The children will investigate different habitats to see how animals depend on each other for survival.  |  |   |   |   |   |
| <div>Geography</div>  | Key question: What is Blackburn?   |  |   |   |   | Vocabulary  |
|  | What is my postcode?   | What are the four countries that make up the United Kingdom? | Can you name the capital cities of England, Scotland, Wales and Northern Ireland? | What is a notable landmark in all four countries on the UK? | Why is Blackburn special to me?                 | countries<br>United Kingdom<br>Scotland<br>Wales<br>Northern Ireland<br>England<br>Blackburn<br>Human features<br>Physical features |
|  | In geography we will be learning about the United Kingdom, we will study the four different countries that make up the UK and their capital city. We will be learning about significant landmarks and why they are important. We will be thinking about Blackburn and where we live, focusing on our home and school address. The children will use atlases and maps to locate towns and cities across the UK. We will learn about human and physical features of Blackburn and describe them using geographical vocabulary. |  |   |   |   |   |
| <div>History</div>   | Key question: Why is Florence Nightingale a significant individual?  |  |   |   |   | Vocabulary  |
|  | When was she born?   | What is she famous for?                                      | How has Florence changed hospitals?   | What was Florence Nightingale's greatest achievement?       | Why was Florence known as the Lady of the lamp? | Florence Nightingale, Crimean war, hospitals,   |

|   |   |  |  |  |   |
|---|---|--|--|--|---|
|                          | In history we will be learning about Florence Nightingale and how she is a significant individual. We will be learning facts about her and exploring how his she has changed nursing and hospitals today. The children will be given the opportunity to think about questions they may want to find out about her and her work and use this as a point of investigation. We will discuss how these events are placed within a timeline and how things may have been before. |  |  |  | patients, soldiers, battlefield, First World War, nurse,  |
|                          | Key question: How were things created and how can we help others less fortunate?  |  |  |  | Vocabulary  |
|   | Where does our food come from?  | How can we help those who do not have a good harvest?                  | What do people of faith believe about God as creator of the world? | Why do people give and receive gifts at Christmas?   | Harvest, Harvest Festival, charity, God, creation, pollution, world, environment, gift, wise men, Jesus, promise. |
|   | During our RE lessons this term we will be focusing on three topics: Harvest, Creation and Christmas. We will be learning about where our food comes from whilst looking at and comparing different Harvest celebrations from all around the world. The children will also be learning about how different religions believe the world was created looking at stories of Creation in Christianity, Hinduism and Islam.  |  |  |  |   |
| Things that you could do at home.   |   |  |  |  |   |
| Build a habitat using a range of resources and materials that you can find at home and outside in nature. |   | Create a positive affirmation jar for you and your family.             |  | When out and about, can you spot any sculptures and describe how they make you feel and what they are made from? |   |
| Create a fact file about a minibeast.   |   | Write a poem about autumn and how the environment and weather changes. |  | Listen to your favourite song and clap along to the rhythm.  |   |